

With its distinctive combination of commercial-style performance and unrivaled customization options, the BlueStar® Nova Series offers unique options tailored to any individual style or cooking preference. Available in 1,000+ colors and finishes plus 10 metal trims, the Nova Series can be customized with integrated cooking features like griddles, charbroilers, and swing doors.

PRODUCT FEATURES

- 22,000 BTU UltraNova™ open burners
- Available with all burners or add an integrated griddle, charbroiler or French top
- Gentle 130° simmer burner
- Integrated wok cooking
- Extra-large convection oven with 1850° infrared broiler that can accommodate an 18" x 26" baking sheet
- Includes full extension oven rack plus two standard racks
- Available in 1,000+ colors & finishes plus 10 metal trims
- Available with swing doors
- Handcrafted in Pennsylvania since 1880

SPECIFICATIONS

Range Dimensions: 47.875"W x 24"D x 36.75"H
 Large Oven Interior: 26.438"W x 20"D x 15"H
 Small Oven Interior: 13.578"W x 20"D x 15"H
 Top Burner Rating: 22,000 BTUs
 Simmer Burner Rating: 1,300 BTUs
 Large Oven Burner Rating: 30,000 BTUs
 Small Oven Burner Rating: 15,000 BTUs
 Infrared Broiler Rating: 15,000 BTUs
 Electrical Requirements: 120V, 60Hz, 15 AMPs, 1 PH
 (Unit must be on a Non-GFI, dedicated outlet)
 Operating Gas Pressure: NAT: 5.0" WC, LP: 10.0" WC
 Incoming Gas Line: 3/4"
 Installation Clearance: 0" Side Cabinet | 0" Back Wall




MODEL CONFIGURATION

8 Burners

RNB488BV2

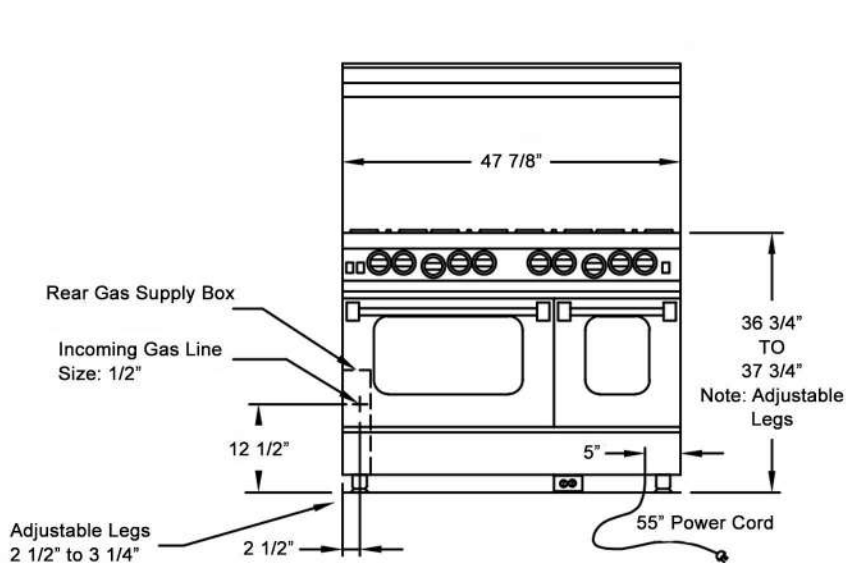
BURNER CONFIGURATION



ADDITIONAL CUSTOMIZATION OPTIONS

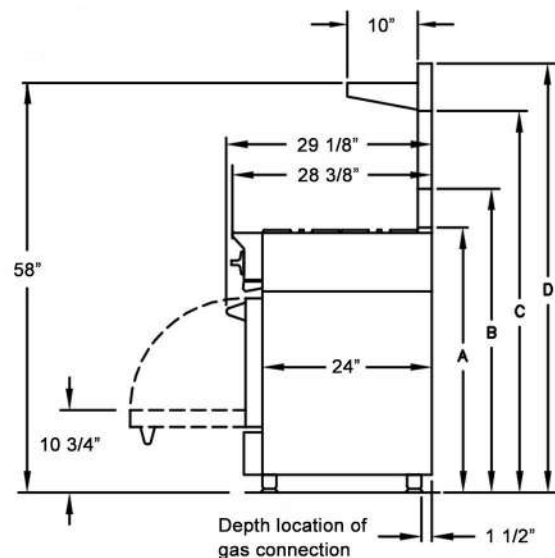
- Integrated 12" or 24" griddle or charbroiler
- Integrated 24" French top
- 1,000+ Colors & finishes plus 10 designer trim options
- Painted knobs
- Swing doors

*All specifications subject to change without notice.
 Visit www.bluestarcooking.com prior to site preparation or installation.*



Electrical cord located in back of unit

Location of electrical outlet must not be higher than 3" from floor if located behind the unit or can be located in an adjoining cabinet.



(A) Island Trim Height	37 1/2"
(B) 6" Backguard Height	43"
(C) 17" Backguard Height	54"
(D) High Shelf Height	60 3/4"

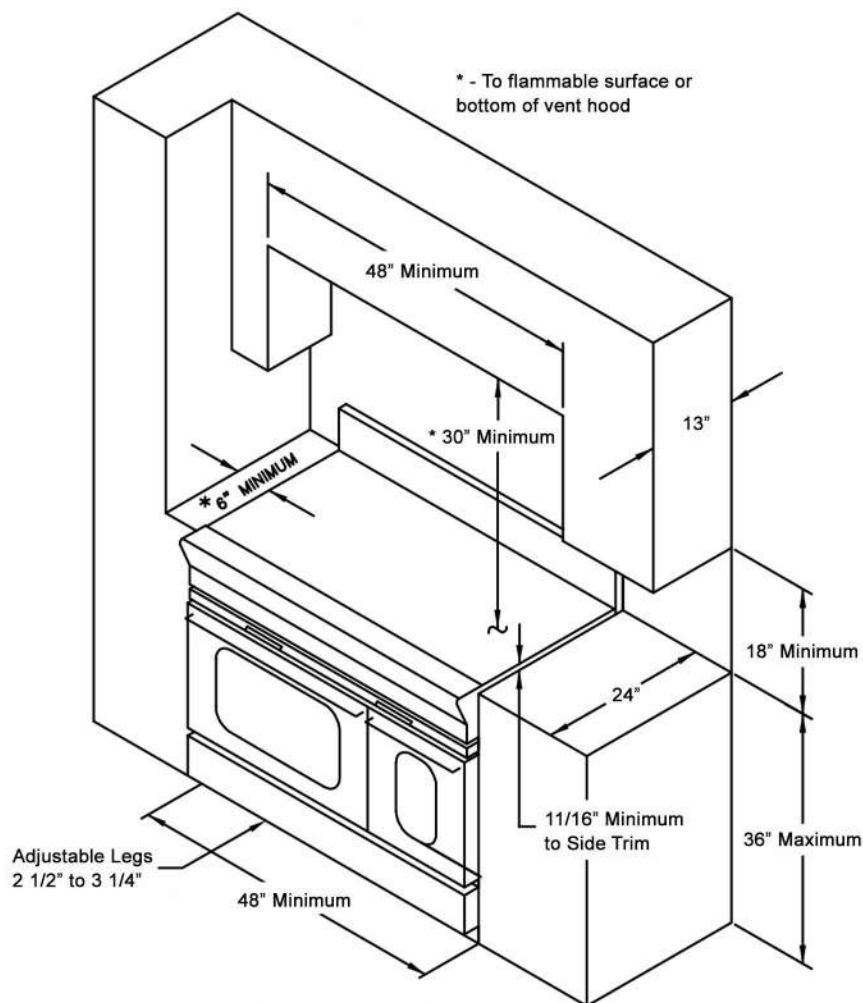
RELATED PRODUCTS



PRO Built-In Refrigeration



Designer Series Vent Hoods



CLEARANCES